



# 2025 Holiday Home Range

Creating dreams for over 75 years

# Welcome

Whether you are looking for a sanctuary from everyday life or a base from which to create family memories, Willerby is guaranteed to have the perfect holiday home for you.

As the UK's largest manufacturer of holiday homes and with 13 carefully crafted models in our range, we are excited to present to you our 2025 collection.

The star of our 2025 range is without a doubt the brand new Rio. This model not only brings a unique layout and bright modern design to an entry level price point, it also caters to those with a 10ft pitch and those that require an accessible home. And as if one new release wasn't enough, we've also launched the Malton Elite - combining all the fantastic features of the Malton with the benefits of extra space and optional residential specification, this home offers a premium look without the premium price tag.

When you are ready to take the next steps, do not forget to visit us at one of our showgrounds (page 82), where our friendly teams are on hand to offer tailored advice to help match you to your perfect Willerby holiday home.

Purchasing a Willerby holiday home is more than just ownership - you become part of our family and are invited to become a member of the Willerby Owners Club (page 105). There you will join a vibrant community of owners who share a passion for luxury, creating memories, and sharing experiences. Like every great holiday, arriving is just the beginning of something special.

**We hope you enjoy browsing our range of holiday homes as much as we have enjoyed creating them.**



# Contents

Buying a holiday home guide	4
The Willerby GreEN Standard	6
Willerby All-E	8
Why choose Willerby	9
<b>The Malton</b>	<b>10</b>
<b>The Rio</b> <span>NEW</span>	<b>16</b>
<b>The Rio Compact</b> <span>NEW</span>	<b>22</b>
<b>The Rio Access</b> <span>NEW</span>	<b>26</b>
<b>The Sierra</b>	<b>28</b>
<b>The Brookwood</b>	<b>34</b>
<b>The Buxton</b>	<b>40</b>
<b>The Manor</b>	<b>46</b>
<b>The Malton Elite</b> <span>NEW</span>	<b>52</b>
<b>The Gainsborough</b>	<b>58</b>
<b>The Sheraton</b>	<b>64</b>
<b>The Dorchester</b>	<b>70</b>
<b>The Vogue Classique</b>	<b>76</b>
Visit a Willerby showground	82
Certified distributors	84
Southern Counties Leisure	86
Next Phase Leisure	87
The Leisure Company	88
Salop Leisure	89
Bridlington Caravans	90
Ideal Caravans	91
Kendal Caravans	92
Parkwall Caravans	93
Caravans in the Sun	94
Repairs and renovations	95
FAQs	96
Your holiday home cladding	98
Exterior dimensions	99
Making the right choice	100
Warranty scheme	101
Willerby Bespoke	102
Willerby Lodges	104
Join the Willerby Owners Club	105

# Featured

We've worked hard to ensure that our 2025 brochure is packed full of informative features, guides and model showcases to help you on your journey to choosing the perfect holiday home. Here we've picked out some of our key highlights that are not to be missed!



The Rio | Page 16



The Buxton | Page 40



The Malton Elite | Page 52



The Dorchester | Page 76





Finding the perfect holiday home for you and your family





# Owning a Willerby holiday home is so much more than four walls.

It's about having the freedom to escape, explore, relax and unwind whenever you like. It provides you with the space to create memories with family and friends which will last a lifetime. Like the sound of this? Check out our quick five-step guide which will help you make owning a holiday home a reality!

## 1. Do your research

---

As with any big purchase, it's useful to do your research first. This will make the buying process more enjoyable, as you'll understand everything when it comes to the exciting bit - choosing your home!

## 2. The two P's - park and plot

---

Location, Location, Location! From traditional seaside resorts to idyllic rural escapes, finding the park that's right for you is incredibly important.

Here are some of the things that are worth considering:

- Travel time
- Facilities
- Local area
- Type of park
- Plot location
- Size of plot

## 3. Find your dream home

---

Now you've found your park, it's time to choose your dream home! Every Willerby home in our range is different, meaning there is something for everyone.

We have three fabulous showgrounds in Hull, Southport and Livingston where you can see a wide range of Willerby homes in the flesh! Viewing the homes, either online, or in person, really helps you to consider what your criteria is and also which optional extras you'd want to add to your home.

## 4. The buying process

---

Once you've found your home it's time to place your order.

Just like buying a car, you can only buy homes through your park or local distributors. A full list is available on page 84.

Their friendly team will be on hand to help from the day you place the order to the day you get your keys and beyond. They are also responsible for arranging the delivery, siting and final inspection of your home.

Top tip: Make sure you add any optional extras at least three months prior to the build date of your new home.

## 5. Welcome to the family

---

Once you've got your keys, unpacked your bags and settled down with a cup of tea, it's time to join the Willerby Owners Club (more information on page 105).

It's also a good time to familiarise yourself with your home, read our owners handbook and register the warranties for both your home and its appliances.

Introducing the Willerby

# GreEN Standard

A new holiday home specification that's good for the environment and your pocket.

All of our 2024 holiday homes\* are built to the GreEN Standard specification as standard.



Did you know? 250kg of carbon is the equivalent to driving 1350 miles in an average petrol/diesel car.

Visit [willerby.com/green-standard](https://willerby.com/green-standard) for more information



Use at least 20% less energy.\*\*



Warmer in winter and cooler in summer.

## What are the benefits?

More robust structure.



Emits 250kg less greenhouse gases into the atmosphere.\*\*



Addition of Low-E Argon gas to all windows and exterior doors.

## What has changed?

100% increase in thickness of exterior walls.\*\*\*



Upgraded insulation in walls, roof and floors.

## Why does it matter?

Play your part in the fight against climate change.



Reduce your energy costs at a time when energy prices are rising significantly.

\*Due to pitch constraints, our Rio Compact models will not be built to the GreEN Standard specification.  
\*\* Based on 90 day annual occupancy, LPG cost calculated at 6p per Kwh, as per NCC energy consumption data.  
\*\*\* 42ft holiday homes only.

All statements above are correct when GreEN Standard holiday homes are compared to an equivalent pre-2023 EN 1647 Holiday Home Specification unit.



Introducing



**A green game-changer for the holiday homes industry.**

## What is All-E?

The All-E specification is a pioneering all-electric solution that allows our holiday homes to be enjoyed on the majority of UK holiday park pitches - powered solely by electricity!



Page | 8

The All-E specification uses smart technology to monitor and optimise electricity usage throughout the home, guaranteeing a seamless user experience for owners and holidaymakers alike - all while eliminating the need for fossil fuels at the point of consumption.

The ground-breaking system also includes a patented thermal battery for hot water provision and low-consumption electric appliances for cooking and central heating - all made possible by the outstanding energy efficiency of the Willerby GreEN Standard.

## ? How do I get it?

Our All-E specification is available on our entire 2025 Willerby holiday home range.



Contact your local park or distributor for more information on how to get your Willerby All-E home.

**Visit [willerby.com/all-e](https://willerby.com/all-e) for more information.**

# Why choose Willerby?



## Why choose Willerby?

We've been building holiday homes for well over 75 years, and we take it very seriously. From the master craftspeople working in our factory to our extensive model range, there are plenty of reasons why a Willerby should be top of your shopping list!



## 75 years in the making

Here at Willerby, we have the skills and experience that only come with time. We've been carefully crafting for over 75 years, ensuring that we are not only the largest but also the leading manufacturer in holiday homes and lodges.

We pride ourselves on building quality homes with timeless designs that are built to last.



## Going green

We are constantly striving to reduce our carbon footprint by investing in both our products and the way we work.

Over the last couple of years we've launched two groundbreaking green initiatives. The Willerby GreEN standard makes your home both good for the environment and your pocket whilst our Willerby All-E option means it's easier than ever before to power your home solely using electricity.



## The right space for you

Whatever your pitch size our homes are packed full of clever design features to make sure that you never feel cramped.

Every holiday homeowner is unique - so our homes need to be too! That's why we offer a wide range of optional extras on every model.



## Join the club

Every Willerby owner can join the Willerby Owners Club for exclusive benefits and our famous welcome pack.

It doesn't matter if it's brand new or pre-loved - if it's a Willerby you're welcome to join the family.

Our growing community is over 11,000 strong and we'd love for you to join!



Visit [willerby.com](https://www.willerby.com) to learn more about Willerby.





# The Malton



Designed to take your holidays to the next level, the Malton's classic design will make you fall in love with holiday living all over again.

---



This stylish starter holiday home comes packed full of all the comforts of home - from central heating and freestanding furniture to its well equipped shaker style kitchen, it seamlessly combines traditional design with modern practicality.

Its mauve pink and cashmere colour scheme combine to create a calming space in which to unwind and relax, while the soft palette is brought to life by the contrasting dark oak effect cabinetry throughout.

The open-plan layout and optional double sliding patio doors give the home a real sense of space, creating a warm and welcoming environment from the moment you step in the door.






Best for entry level luxe







Scan the QR code  
to view the Malton 360

# What's included

Everything below is included in the Malton as standard.

Built to our



See page 6

## Exterior / structure

- Aluminium cladding – standard colour Glace
- Energy efficient white PVCu double glazed windows and doors

## Interior features

- Central heating system featuring high-efficiency condensing combi boiler

## Lounge

- Freestanding sofas with fold-out sofa bed
- Scatter cushions
- Footstool
- Side table
- Media unit
- Two TV points to enable a reversible lounge

## Dining area

- Freestanding dining table
- Upholstered dining chairs
- Upholstered cylinder stools (three bed model only)

## Kitchen

- Freestanding fridge-freezer
- Gas oven/grill with hob and glass splashback
- Extractor fan

## Main bedroom

- King-size bed with upholstered headboard (double bed in three bed model)
- Walk-in wardrobe (two bed model only)
- Bedside cabinets
- TV point

## Twin bedroom(s)

- Single beds with upholstered headboards
- Bedside cabinet
- Wardrobe
- TV point

## Family shower room

- Shower enclosure with thermostatically controlled shower
- Dual flush WC
- Wash basin
- Extractor fan

# Make it your own


Below is a list of all the extras available to truly personalise your home. We recommend ticking the ones you want so your park or distributor include these options when providing you with a quote.

- |   |  |
|---|--|
| <input type="checkbox"/> Environmental Green aluminium cladding with graphite windows (see page 98) | <input type="checkbox"/> Hive thermostat                           |
| <input type="checkbox"/> Graphite PVCu windows and doors  | <input type="checkbox"/> Integrated dishwasher                     |
| <input type="checkbox"/> Fully galvanised chassis   | <input type="checkbox"/> Lift-up storage bed to main bedroom       |
| <input type="checkbox"/> Double sliding patio doors to lounge                                       | <input type="checkbox"/> Simply Better Sleep mattress upgrade pack |
| <input type="checkbox"/> Integrated microwave   | <input type="checkbox"/> Coordinated bedding pack                  |
| <input type="checkbox"/> Integrated fridge-freezer to replace freestanding fridge-freezer           | <input type="checkbox"/> European specification                    |
|   | <input type="checkbox"/> Internet ready pack                       |
|   | <input type="checkbox"/> Willerby All-E specification (see page 8) |

# Floor Plans






35 x 12 • 2 bedroom • sleeps 6



37 x 12 • 3 bedroom • sleeps 8

## Key

- |  |  |  |  |
|--|--|--|--|
|  Boiler   |  Microwave        |  Fold-out bed |  Fridge-freezer |
|  Wardrobe |  Dishwasher space |  TV space     |  Oven           |

Model designations shown for the above product(s) are not definitive dimensions. For actual dimensions please refer to the table on page 99. Photography shows the 37 x 12 three bedroom model with bedding pack, hive thermostat, integrated microwave, integrated dishwasher and integrated fridge-freezer. Product photography is intended for illustrative purposes only. Your holiday home may vary from product photography based on your chosen specification, options selected, and availability of materials. Some of the items photographed (such as TV, kettle, ornaments, etc.) are accessories used for illustrative purposes only and are not included. Specifications and options are accurate as of 21st August 2024. All specifications and options are subject to change and are superseded by any subsequent publication. Additional product images can be viewed at [willerby.com/malton](http://willerby.com/malton)





# The Rio



Combining generous storage, a contemporary interior, and a never-seen-before layout, the Rio offers something truly unique.

---



The distinctive layout of the Rio allows you to step straight into the heart of the home - the kitchen, with the kettle just an arm's reach away. With a cup of tea brewing, it's time to drop those bags and head straight to the comfy L-shaped sofa in the lounge where your vacation truly begins.


Cleverly designed storage features heavily throughout the Rio, from the underseat storage in the lounge and smart stowing space beneath the dinette bench, to the large cupboard in the hallway and generous built-in wardrobes in the bedrooms. You will never be short of space so bring all you need and more.

Although pitched as one of our latest entry-level homes the Rio certainly doesn't lack in style! Its bold interior design scheme features fun and vibrant pops of colour and pattern throughout over a contemporary and grown-up base palette, making this home feel much more expensive than it is.

The Rio really does let you leave it all behind - without leaving anything behind!









Best for  
versatility







Scan the QR code  
to view the Rio 360

# What's included

Everything below is included in the Rio as standard.

Built to our



See page 6

## Exterior / structure

- Aluminium cladding - standard colour Barley White
- Energy efficient white PVCu double glazed windows and doors

## Interior features

- Gas powered water heater

## Lounge

- L-shaped wraparound seating with fold-out sofa bed
- Media unit with TV point
- Coffee table
- Mirror

## Dining area

- Freestanding dining table
- Fixed dinette seating
- Upholstered cylinder stools

## Kitchen

- Integrated microwave
- Freestanding fridge-freezer
- Gas oven/grill with hob and splashback
- Extractor fan

## Main bedroom

- King-size bed (double bed in 28x12 two bed and 36x12 three bed models)
- Wardrobe
- Bedside cabinets
- Mirrored dressing table and stool
- Ensuite WC (excludes 28x12 two bed and 36x12 three bed models)

## Twin bedroom(s)

- Single beds
- Bedside cabinet
- Wardrobe

## Family shower room


- Shower enclosure with thermostatically controlled shower
- Dual flush WC
- Wash basin
- Extractor fan

# Make it your own

Below is a list of all the extra available to truly personalise your home. We recommend ticking the ones you want as this will ensure your park or distributor includes the options when providing you with a quote.

- |   |  |  |
|---|--|--|
| <input type="checkbox"/> Fully galvanised chassis   | <input type="checkbox"/> Internet ready pack                 | <input type="checkbox"/> Willerby All-E specification (see page 8)   |
| <input type="checkbox"/> Single sliding patio door  | <input type="checkbox"/> European specification              | <input type="checkbox"/> Lighting pack (including LED lights to lounge TV unit, LED lights to dining area and bedside wall lights to bedrooms) |
| <input type="checkbox"/> Environmental Green aluminium cladding with Graphite windows (see page 98) | <input type="checkbox"/> Simply Better Sleep upgrade pack    | <input type="checkbox"/> Kitchen upgrade pack (including under cabinet LED task lighting and composite effect sink with feature tap)           |
| <input type="checkbox"/> Central heating system featuring high-efficiency condensing combi boiler   | <input type="checkbox"/> Hive thermostat                     |  |
| <input type="checkbox"/> Integrated slimline dishwasher   | <input type="checkbox"/> Coordinated bedding pack            |  |
| <input type="checkbox"/> Electric fire  | <input type="checkbox"/> Lift-up storage bed to main bedroom |  |
| <input type="checkbox"/> Integrated fridge-freezer  | <input type="checkbox"/> Scatter cushions                    |  |
|   | <input type="checkbox"/> Armchair                            |  |


# Floor Plans



28 x 12 • 2 bedroom • sleeps 6




32 x 12 • 2 bedroom • sleeps 6




36 x 12 • 2 bedroom • sleeps 6



36 x 12 • 3 bedroom • sleeps 8

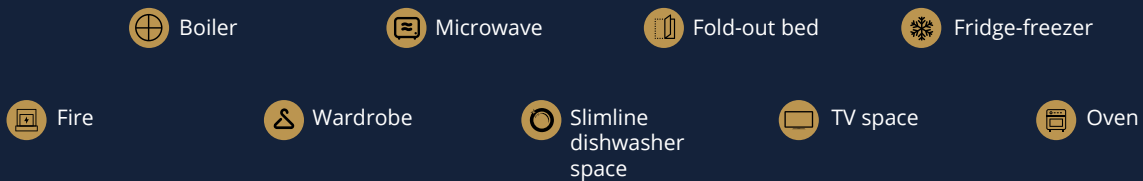


38 x 12 • 2 bedroom • sleeps 6



38 x 12 • 3 bedroom • sleeps 8

## Key



Model designations shown for the above product(s) are not definitive dimensions. For actual dimensions please refer to the table on page 99. Photography shows the 36 x 12 two bedroom model optional central heating, single-sliding patio doors, lighting pack, integrated fridge-freezer, accent armchair, scatter cushions and coordinated bedding pack.. Product photography is intended for illustrative purposes only. Your holiday home may vary from product photography based on your chosen specification, options selected, and availability of materials. Some of the items photographed (such as TV, DVD player, kettle, ornaments, etc.) are accessories used for illustrative purposes only and are not included. Specifications and options are accurate as of 21st August 2024. All specifications and options are subject to change and are superseded by any subsequent publication. Additional product images can be viewed at [willerby.com/rio](http://willerby.com/rio)





# The Rio Compact



All the style of the Rio packaged up for that smaller pitch. The Rio Compact has been designed to provide trademark Willerby contemporary interiors for those with a 10ft pitch.

Although compact in size this home certainly isn't compact in nature. Featuring a full sized shower, fridge-freezer and even a king-size bed there's no need to compromise when buying your dream holiday home.



# What's included

Everything below is included in the Rio as standard.

Built to our



See page 6

## Exterior / structure

- Aluminium cladding - standard colour Barley White
- Energy efficient white PVCu double glazed windows and doors

## Interior features

- Gas powered water heater

## Lounge

- L-shaped wraparound seating with fold-out sofa bed
- Media unit with TV point
- Coffee table
- Mirror

## Dining area

- Fixed dinette and seating
- Upholstered cylinder stools

## Kitchen

- Integrated microwave
- Freestanding fridge-freezer
- Gas oven/grill with hob and splashback
- Extractor fan

## Main bedroom

- Double bed
- King-size bed (only in 36x10 two bed model)
- Wardrobe
- Bedside cabinets
- Mirrored dressing table and stool

## Twin bedroom(s)

- Single beds
- Bedside cabinet
- Wardrobe

## Family shower room

- Shower enclosure with thermostatically controlled shower
- Dual flush WC
- Wash basin
- Extractor fan

# Make it your own

Below is a list of all the extra available to truly personalise your home. We recommend ticking the ones you want as this will ensure your park or distributor includes the options when providing you with a quote.

Fully galvanised chassis

Electric fire

Scatter cushions

Single sliding patio door

Internet ready pack

Willerby All-E specification (see page 8)

Environmental Green aluminium cladding with Graphite windows (see page 98)

European specification

Lighting pack (including LED lights to lounge TV unit, LED lights to dining area and bedside wall lights to bedrooms)

Central heating system featuring high-efficiency condensing combi boiler

Hive thermostat

Kitchen upgrade pack (including under cabinet LED task lighting and composite effect sink with feature tap)

Integrated slimline dishwasher

Coordinated bedding pack

Integrated fridge-freezer

Lift-up storage bed to main bedroom


# Floor Plans




28 x 10 • 2 bedroom • sleeps 6



32 x 10 • 2 bedroom • sleeps 6



36 x 10 • 2 bedroom • sleeps 6



36 x 10 • 3 bedroom • sleeps 8

## Key



Boiler



Microwave




Fold-out bed



Fridge-freezer



Fire



Wardrobe



Slimline dishwasher space



TV space



Oven

Model designations shown for the above product(s) are not definitive dimensions. For actual dimensions please refer to the table on page 99. Photography shows the 36 x 10 two bedroom model with optional central heating, kitchen upgrade pack, lighting pack, scatter cushions and coordinated bedding pack. Product photography is intended for illustrative purposes only. Your holiday home may vary from product photography based on your chosen specification, options selected, and availability of materials. Some of the items photographed (such as TV, DVD player, kettle, ornaments, etc.) are accessories used for illustrative purposes only and are not included. Specifications and options are accurate as of 21st August 2024. All specifications and options are subject to change and are superseded by any subsequent publication. Additional product images can be viewed at [willerby.com/riocompact](http://willerby.com/riocompact)



# COMING SOON

## The Rio Access

The next generation of accessible holidaying, the Rio Access, is designed to make the holiday home dream available to all.











# The Sierra



The stylish Sierra doesn't skimp on sophistication. Featuring bold green cabinet doors, splashes of contemporary pink fabrics, and rustic oak features, this model is bang on trend.


---



A fresh lounge layout transforms the Sierra living area into a more social affair, equally good for entertaining guests and snuggling up in front of the TV.

The position of the side entrance door gives a huge impression of space as you enter the holiday home. Whilst the signature front aspect windows provide all the natural light you could need in the Sierra lounge. This bright and airy home is perfect for those who love an open plan layout.






Best for  
on-trend interior







Scan the QR code to view the Sierra 360

# What's included

Everything below is included in the Sierra as standard.

Built to our



See page 6

## Exterior / structure

- Aluminium cladding – standard colour Barley White
- Energy efficient white PVCu double glazed windows and doors

## Interior features

- Gas powered water heater

## Lobby area

- Tall storage unit
- Coat hooks

## Lounge

- L-shaped seating with fold-out sofa bed
- Freestanding armchair
- Scatter cushions
- Media unit and TV point
- Framed mirror
- Coffee table

## Dining area

- Freestanding dining table and upholstered dining chairs
- Upholstered cylinder stools (three bed model only)

## Kitchen

- Integrated microwave
- Freestanding fridge-freezer
- Gas oven/ grill with hob and glass splashback
- Extractor fan

## Main bedroom

- King-size bed with lift-up storage and headboard
- Bedside cabinets with USB points
- Wardrobe
- Dressing table with mirror and LED light
- Overhead storage
- Ensuite WC

## Twin bedroom(s)

- Single beds with headboards
- Bedside cabinet
- Wardrobe
- Wall mounted TV point
- Dressing table with vanity mirror

## Family shower room

- Shower enclosure with thermostatically controlled shower
- Dual flush WC
- Wash basin
- White laddered towel rail

# Make it your own

Below is a list of all the extras available to truly personalise your home. We recommend ticking the ones you want so your park or distributor include these options when providing you with a quote.

- |   |  |  |
|---|--|--|
| <input type="checkbox"/> Environmental Green aluminium cladding with graphite windows (see page 98) | <input type="checkbox"/> Footstool to lounge                                   | <input type="checkbox"/> Trace heating   |
| <input type="checkbox"/> Graphite PVCu windows and doors  | <input type="checkbox"/> Integrated 70/30 fridge-freezer                       | <input type="checkbox"/> Eco pack  |
| <input type="checkbox"/> Outlook French doors to lounge   | <input type="checkbox"/> Integrated washer/dryer or dishwasher                 | <input type="checkbox"/> Lighting pack (includes under cabinet lighting and LED strip under the TV unit) |
| <input type="checkbox"/> Fully galvanised chassis   | <input type="checkbox"/> Double bed to replace twin beds (second bedroom only) | <input type="checkbox"/> Internet ready pack   |
| <input type="checkbox"/> Central heating system featuring high-efficiency combi boiler              | <input type="checkbox"/> Simply Better Sleep mattress upgrade pack             | <input type="checkbox"/> Additional dining chairs/stools   |
| <input type="checkbox"/> Hive thermostat  | <input type="checkbox"/> Coordinated bedding pack                              | <input type="checkbox"/> Shaver sockets  |
|   | <input type="checkbox"/> TV points to all bedrooms                             | <input type="checkbox"/> Electric fire   |
|   | <input type="checkbox"/> European specification                                | <input type="checkbox"/> Willerby All-E specification (see page 8)                                       |

# Floor Plans



35 x 12 • 2 bedroom • sleeps 6



38 x 12 • 2 bedroom • sleeps 6



38 x 12 • 3 bedroom • sleeps 8

## Key

- ⊕ Boiler
- 📺 Microwave
- 🛏️ Fold-out bed
- ❄️ Fridge-freezer
- 🔥 Fire space
- 🚪 Wardrobe
- 🧺 Washer/dryer or dishwasher space
- 📺 TV space
- 🍳 Oven

Model designations shown for the above product(s) are not definitive dimensions. For actual dimensions please refer to the table on page 99. Photography shows the 38 x 12 two bedroom model with optional central heating, bedding pack, lighting pack, outlook doors, and fully galvanised chassis. Product photography is intended for illustrative purposes only. Your holiday home may vary from product photography based on your chosen specification, options selected, and availability of materials. Some of the items photographed (such as TV, DVD player, kettle, ornaments, etc.) are accessories used for illustrative purposes only and are not included. Specifications and options are accurate as of 21st August 2024. All specifications and options are subject to change and are superseded by any subsequent publication. Additional product images can be viewed at [willerby.com/sierra](http://willerby.com/sierra)





# The Brookwood



With a truly unique layout and modern styling, the Brookwood has everything you need for a fun-filled family getaway.

---



The Brookwood home embraces the trend for bold, dark woods, which when matched with lighter tones of dove grey, sage green and fresh white creates a real sense of calm.

The large open-plan lounge, generous fixed dinette, stylish breakfast bar and functional kitchen provide a central hub for everyone to come together. The space is designed to fit seamlessly around your lifestyle, and offers the perfect setting to play, cook, relax and enjoy.







Best for  
social living







Scan the QR code  
to view the Brookwood 360

# What's included

Everything below is included in the Brookwood as standard.

Built to our



See page 6

## Exterior / structure

- Aluminium cladding – standard colour Barley White
- Energy efficient white PVCu double glazed windows and doors

## Interior features

- Gas powered water heater

## Lounge

- L-shaped wraparound seating with fold-out sofa bed
- Scatter cushions
- Coffee table
- Media unit with TV point
- Mirror

## Dining area

- Fixed dinette seating with stools
- Feature pendant lighting

## Kitchen

- Breakfast bar with feature pendant lighting and two bar stools (excludes 28ft and 32ft models)
- Integrated microwave
- Freestanding fridge-freezer
- Gas oven/grill with hob and glass splashback
- Extractor fan

## Main bedroom

- King-size bed with feature headboard and lift-up storage system (double bed in 36 x 12 three bed model)
- Wardrobe
- Bedside cabinets
- Dressing area with mirror and stool
- Ensuite WC (excluding 28ft model, 36ft model has a separate WC)

## Twin bedroom(s)

- Single beds with headboards
- Bedside cabinet
- Wardrobe

## Family shower room

- Shower enclosure with thermostatically controlled shower
- Dual flush WC
- Wash basin
- Feature wallboard

# Make it your own

Below is a list of all the extras available to truly personalise your home. We recommend ticking the ones you want so your park or distributor include these options when providing you with a quote.

Environmental Green aluminium cladding with graphite windows (see page 98)

Graphite PVCu windows and doors

Single sliding patio door to lounge (excludes 28ft and 32ft models)

Fully galvanised chassis

Lighting pack (includes kitchen under cabinet lights, plinth lights and lighting to media unit)

Central heating system featuring high-efficiency combi boiler

Hive thermostat

Footstool to lounge

Integrated fridge-freezer to replace freestanding

Integrated slimline dishwasher

Freestanding dining table and chairs to replace fixed dinette

Double bed to replace twin beds (second bedroom only)

Simply Better Sleep mattress upgrade pack

Coordinated bedding pack

TV points to all bedrooms

European specification

Trace heating

Eco pack

Internet ready pack


Willerby All-E specification (see page 8)



# Floor Plans




28 x 12 • 2 bedroom • sleeps 6




32 x 12 • 2 bedroom • sleeps 6




35 x 12 • 2 bedroom • sleeps 6



36 x 12 • 3 bedroom • sleeps 8



38 x 12 • 2 bedroom • sleeps 6



40 x 12 • 3 bedroom • sleeps 8

## Key



Boiler



Microwave



Fold-out bed



Fridge-freezer



Wardrobe



Slimline  
dishwasher  
space



TV space



Oven

Model designations shown for the above product(s) are not definitive dimensions. For actual dimensions please refer to the table on page 99. Photography shows the 38 x 12 two bedroom model with optional central heating, single sliding patio door, lighting pack, and bedding pack. Product photography is intended for illustrative purposes only. Your holiday home may vary from product photography based on your chosen specification, options selected, and availability of materials. Some of the items photographed (such as TV, DVD player, kettle, ornaments, etc.) are accessories used for illustrative purposes only and are not included. Specifications and options are accurate as of 21st August 2024. All specifications and options are subject to change and are superseded by any subsequent publication. Additional product images can be viewed at [willerby.com/brookwood](http://willerby.com/brookwood)



# The Buxton



The Buxton perfectly combines comfort, style, and practicality to create the ideal family retreat.

---



Designed with the whole family in mind the main entrance of the home opens into a hallway which is ideal for keeping both muddy boots and paws under control.

After a long day of exploring the comfortable sofa is great for cosy nights in. Gather around the statement media unit and get ready for movie night with the Buxton's optional cinema pack. With a footstool and additional cube seating as standard, space should not be a problem. The more the merrier!

The Buxton's natural earthy tones are brought to life by pops of burnt orange throughout. With co-ordinated curtains and carefully considered design features it's all about the detail in this home.

But it's not all about style - between its standard specification and key options (including bath to replace shower and kitchen upgrade pack) the Buxton is a holiday home that works hard to make your life easy.






Best for  
all the family







Scan the QR code  
to view the Buxton 360

# What's included

Everything below is included in the Buxton as standard.

Built to our



See page 6

## Exterior / structure

- Aluminium cladding – standard colour Light Grey
- Energy efficient White PVCu double glazed windows and doors

## Interior features

- Gas powered water heater
- Lobby area with seating and coat hooks (seating in two bed model only)

## Lounge

- L-shaped fixed seating with fold-out sofa bed and under seat storage
- Scatter cushions
- Coffee table with concealed stools for extra seating
- Media unit with TV point
- Picture side aspect window
- Mirror

## Dining area

- Freestanding dining table and chairs

## Kitchen

- Integrated microwave
- Integrated 70/30 fridge-freezer
- Gas oven/grill with hob and glass splashback
- Extractor fan

## Main bedroom

- King-size bed with lift-up storage system (double bed in three bed model)
- Wardrobe
- Overhead storage
- Ensuite shower room (two bed model)
- Ensuite WC (three bed model)

## Twin bedroom(s)

- Single beds with headboards
- Bedside cabinet
- Wardrobe
- Overhead storage
- Media cabinet for TV (two bed model only)

## Family shower room

- Shower enclosure with thermostatically controlled shower
- Dual flush WC
- Wash basin

# Make it your own

Below is a list of all the extras available to truly personalise your home. We recommend ticking the ones you want so your park or distributor include these options when providing you with a quote.

## ■ Kitchen upgrade pack

- Carousel storage racks
- LED plinth lighting
- Under cabinet LED task lighting
- Composite effect sink and feature tap

Exterior cladding - rigid vinyl options (See page 98)

Environmental Green aluminium cladding with graphite windows (See page 98)

Graphite PVCu windows and doors

Double sliding patio door

Fully galvanised chassis

Gas central heating system featuring high-efficiency condensing combi boiler

Hive thermostat

Home cinema pack (including 55 inch 4k UHD Smart TV and Dolby Atmos soundbar)

Coordinated bedding pack

Integrated dishwasher or washer/dryer

Bath (to replace shower in the family bathroom of the two bed model)

Willerby All-E specification (see page 8)

European specification



# Floor Plans












40 x 12 • 2 bedroom • sleeps 6



40 x 12 • 3 bedroom • sleeps 8

## Key

- |  |   |  |  |
|--|---|--|--|
|  Boiler     |  Microwave |  Fold-out bed                     |  Fridge-freezer |
|  Fire space |  Wardrobe  |  Washer/dryer or dishwasher space |  TV space       |
|  |   |  |  Oven           |

Model designations shown for the above product(s) are not definitive dimensions. For actual dimensions please refer to the table on page 99. Photography shows the 40 x 12 two bedroom model with bath in place of shower, coordinated bedding pack, home cinema pack, kitchen upgrade pack, central heating, hive thermostat, dishwasher, fully galvanised chassis, environmental green aluminium exterior and graphite UPVC incl double sliding patio doors. Product photography is intended for illustrative purposes only. Your holiday home may vary from product photography based on your chosen specification, options selected, and availability of materials. Some of the items photographed (such as TV, DVD player, kettle, ornaments, etc.) are accessories used for illustrative purposes only and are not included. Specifications and options are accurate as of 21st August 2024. All specifications and options are subject to change and are superseded by any subsequent publication. Additional product images can be viewed at [willerby.com/buxton](http://willerby.com/buxton)



# The Manor



Combining a traditional layout with chic and modern touches, the Manor is packed full of fabulous features to make it a real home from home.

---

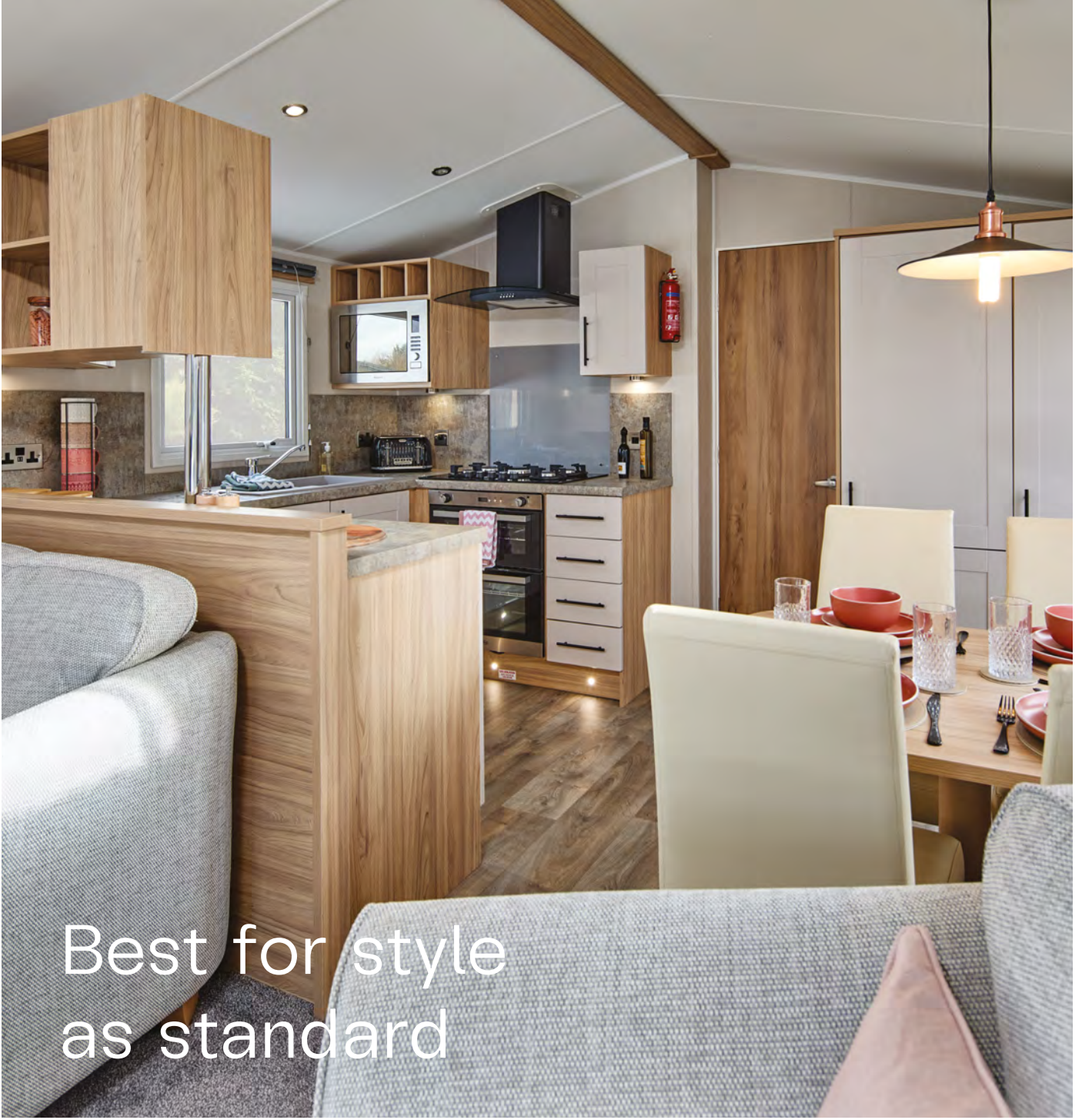


This beautiful home is light, bright, and spacious, providing the perfect setting for a relaxing break away with friends or family.

The Manor's double sliding patio doors bring light flooding into the lounge whilst the freestanding light furniture allows you to easily adapt your living area to suit you and your view. Its distinctive grey cladding and graphite door and window frames give this home a truly unique and striking exterior appeal making you the envy of your neighbours.

Style comes as standard with the Manor. The sleek Shaker kitchen makes clever use of the space whilst the master bedroom has a boutique hotel feel. It's the perfect retreat after a fun-filled day out.






Best for style  
as standard







# What's included

Everything below is included in the Manor as standard.

Built to our



See page 6

## Exterior / structure

- Aluminium cladding – standard colour Light Grey
- Energy efficient graphite PVCu double glazed windows and doors
- Under-canopy lights
- Double sliding patio doors

## Interior features

- Central heating system featuring high-efficiency combi boiler
- Energy efficient lighting
- Brushed chrome sockets and USB outlets

## Lounge

- Freestanding sofa with fold-out sofa bed
- Freestanding snug seat
- Freestanding armchair (38 x 12 two bed model only)
- Scatter cushions
- Footstool
- Coffee table
- Media unit with TV point
- Mirror and wall art

## Dining area

- Freestanding dining table with chairs
- Upholstered dining stools (three bedroom model only)

## Kitchen

- Shaker style kitchen
- Integrated microwave
- Integrated fridge-freezer
- Gas oven/grill with hob and glass splashback
- Feature extractor fan
- Under cabinet plinth lighting

## Main bedroom

- King-size bed with upholstered headboard and lift-up storage system (double bed in 38 x 12 three bed model)
- Wardrobe
- Bedside cabinets with wall lights
- Mirrored dressing area with cube stool
- TV point
- Ensuite WC

## Twin bedroom(s)

- Single beds with headboards
- Bedside cabinet
- Wardrobe
- TV point

## Family shower room

- Shower enclosure with thermostatically controlled shower
- Dual flush WC
- Wash basin

## Make it your own

Below is a list of all the extras available to truly personalise your home. We recommend ticking the ones you want so your park or distributor include these options when providing you with a quote.

Environmental Green aluminium cladding with graphite windows (see page 98)

Full front windows to replace patio doors

Fully galvanised chassis

Integrated washer dryer or dishwasher

Simply Better Sleep mattress upgrade pack

Coordinated bedding pack

European specification

Hive thermostat

Trace heating

Electric fire

Willerby All-E specification (see page 8)

Internet ready pack



# Floor Plans



35 x 12 • 2 bedroom • sleeps 6












38 x 12 • 2 bedroom • sleeps 6



38 x 12 • 3 bedroom • sleeps 8

## Key

- |  |   |  |  |
|--|---|--|--|
|  Boiler     |  Microwave |  Fold-out bed                     |  Fridge-freezer |
|  Fire space |  Wardrobe  |  Washer/dryer or dishwasher space |  TV space       |
|  |   |  |  Oven           |

Model designations shown for the above product(s) are not definitive dimensions. For actual dimensions please refer to the table on page 99. Photography shows the 38 x 12 two bedroom model with an optional bedding pack. Product photography is intended for illustrative purposes only. Your holiday home may vary from product photography based on your chosen specification, options selected, and availability of materials. Some of the items photographed (such as TV, DVD player, kettle, ornaments, etc.) are accessories used for illustrative purposes only and are not included. Specifications and options are accurate as of 21st August 2024. All specifications and options are subject to change and are superseded by any subsequent publication. Additional product images can be viewed at [willerby.com/manor](http://willerby.com/manor)



# The Malton Elite



Combining a spacious open-plan layout with a warm and inviting interior scheme of mauve pink and cashmere, the Malton Elite promises a premium look and feel without the premium price tag.

---



Modelled on our stylish starter home, the Malton, this 14ft version brings the same look and feel on a larger scale, resetting what entry-level looks like on the ever-popular 14ft pitch.

From the moment you step through the door, you'll instantly recognise that there is more than enough space to house all the family. Packed full of practical storage solutions there is also room to store all the clutter that comes with them.

Made to make your holidays as special as you are, this tranquil home offers instant relaxation. It's a modern classic that you'll want to keep coming home to again and again.





Best for  
value at 14ft



The Malton Elite lounge is reversible





# What's included

Everything below is included in the Malton Elite as standard.

Built to our



See page 6

## Exterior / structure

- Aluminium cladding - standard colour Glace
- Energy efficient white PVCu double glazed windows and doors
- Exterior spotlights to canopy
- Fully galvanised chassis
- Double sliding patio door

## Interior features

- Central heating system with high-efficiency condensing combi boiler

## Lounge

- Freestanding sofas with fold-out sofa bed
- Scatter cushions
- Storage footstool
- Side table
- Media unit with TV point

## Dining area

- Freestanding dining table
- Upholstered dining chairs

## Kitchen

- Integrated microwave
- Freestanding fridge-freezer
- Gas oven/grill with separate hob and glass splashback
- Extractor fan and hood

## Main bedroom

- King-size bed with lift-up storage system
- Wardrobe
- Bedside cabinets
- Mirrored dressing table and stool
- Wall-mounted TV point
- Ensuite shower room

## Twin bedroom(s)

- Single beds with headboards
- Bedside cabinet
- Wardrobe
- Wall-mounted TV point

## Family shower room

- Shower enclosure with thermostatically controlled shower
- Dual flush WC
- Wash basin
- Extractor fan

# Make it your own

Below is a list of all the extra available to truly personalise your home. We recommend ticking the ones you want as this will ensure your park or distributor includes the options when providing you with a quote.

Rigid Vinyl (See page 98)

CanExel® cladding options (See page 98)

Environmental Green aluminium cladding with Graphite windows

Integrated dishwasher

Integrated washer/dryer

Hive thermostat

Internet ready pack

Malton Elite Lodge specification - including CanExel® cladding and window frames in a choice of colours, Residential Specification BS 3632 (2023) and Malton Elite Lodge name badge

European specification

Simply Better Sleep upgrade pack

Eco pack

Coordinated bedding pack


All-E specification (see page 8)



# Floor Plans



40 x 14 • 2 bedroom • sleeps 6



43 x 14 • 3 bedroom • sleeps 8

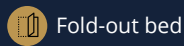
## Key



Boiler



Microwave



Fold-out bed



Fridge-freezer



Wardrobe




TV space



Oven



Dishwasher



Washer/dryer space

Model designations shown for the above product(s) are not definitive dimensions. For actual dimensions please refer to the table on page 99. Photography shows the 40 x 14 two bedroom model with optional lodge specification, Barnwood CanExel, graphite PVCu windows and doors, kitchen upgrade pack, coordinated bedding pack and integrated dishwasher. Product photography is intended for illustrative purposes only. Your holiday home may vary from product photography based on your chosen specification, options selected, and availability of materials. Some of the items photographed (such as TV, DVD player, kettle, ornaments, etc.) are accessories used for illustrative purposes only and are not included. Specifications and options are accurate as of 21st August 2024. All specifications and options are subject to change and are superseded by any subsequent publication. Additional product images can be viewed at [willerby.com/maltonelite](http://willerby.com/maltonelite)



# The Gainsborough



Designed to offer a truly premium product to owners on a 12ft pitch, The Gainsboroughs offers a luxury lifestyle no matter what space you have available.

---



From the moment you first step foot in the Gainsborough, you can't help but notice its bold and contemporary design.

The star of the show is undoubtedly the kitchen - developed in response to Willerby Owners Club feedback, the Gainsborough offers 40% more storage space than ever before in a Willerby 12ft holiday home kitchen\*, with smart storage features including lowered cabinet plinths, pull out racks and canister shelves.

Also available in show-stopping 14ft models, its elegant design doesn't stop at the front-end living space, with both bedrooms boasting feature panelling, blue accent wall boards, and a striking co-ordinated bedding pack.

\*comparing kitchen cabinet space between Gainsborough 38 x 12 two bed and comparable 12ft models.






Best kitchen on the market!







Scan the QR code to view the Gainsborough 360

# What's included

Everything below is included in the Gainsborough as standard.

Built to our



See page 6

## Exterior / structure

- Aluminium cladding – standard colour Glace
- Energy efficient white PVCu double glazed windows and doors
- Wall-mounted exterior lights
- Double sliding patio doors
- Fully galvanised chassis

## Interior features

- Central heating system featuring high-efficiency combi boiler
- Brushed chrome sockets and USB outlets

## Lounge

- Two freestanding two seater sofas, one with fold-out sofa bed (L-shaped to three bed models)
- Scatter cushions
- Coffee table
- Media unit with TV point and LED lighting
- Mirror
- Side table (two bed options only)

## Dining area

- Freestanding dining table with upholstered chairs

## Kitchen

- Shaker style kitchen
- Carousel storage unit to corner base cabinet
- Tall vertical pull-out rack
- Integrated microwave
- Integrated 70/30 fridge-freezer
- Gas oven/grill with separate five burner hob
- Extractor fan
- Under cabinet task lighting
- Glass display top cabinets with LED backlighting

## Main bedroom

- King-size bed with upholstered headboard and lift-up storage system (double bed supplied in 40 x 12 three bed model)
- Feature panelling
- Wardrobe

- Bedside cabinets
- Mirrored dressing area with LED backlight
- Coordinated bedding pack
- Ensuite WC
- Ensuite bathroom (14ft models only)

## Twin bedroom(s)

- Single beds with headboards
- Bedside cabinet
- Mirrored dressing area
- Wardrobe
- Coordinated bedding pack

## Family shower room

- Shower enclosure with thermostatically controlled shower
- Dual flush WC
- Wash basin

# Make it your own

Below is a list of all the extras available to truly personalise your home. We recommend ticking the ones you want so your park or distributor include these options when providing you with a quote.

Rigid vinyl options (see page 98)

CanExel® cladding options (14ft models only) (see page 98)

Environmental Green rigid vinyl exterior with graphite windows (see page 98)

Integrated dishwasher (single appliance only in 12ft models)

Integrated washer/dryer (single appliance only in 12ft models)

Hive thermostat

Internet ready pack

Work from home fold out desk coffee table

Footstool

Gainsborough Lodge Specification - including CanExel® cladding and window frames in a choice of colours, Residential Specification BS 3632 (2023), and Gainsborough Lodge name badge (14ft models only)

European specification

Simply Better Sleep mattress upgrade pack


Trace heating

Eco pack


Willerby All-E specification (see page 8)




# Floor Plans



35 x 12 • 2 bedroom • sleeps 6



38 x 12 • 2 bedroom • sleeps 6



40 x 12 • 3 bedroom • sleeps 8



40 x 14 • 2 bedroom • sleeps 6



43 x 14 • 3 bedroom • sleeps 8

## Key



Boiler



Microwave



Fold-out bed



Fridge-freezer



Wardrobe



Washer/dryer  
or dishwasher  
space



TV space



Oven

Model designations shown for the above product(s) are not definitive dimensions. For actual dimensions please refer to the table on page 99. Photography shows the 40 x 14 two bedroom model with an optional simply better sleep package, lodge specification, Red Fox CanExel®, and work from home fold-out desk. Product photography is intended for illustrative purposes only. Your holiday home may vary from product photography based on your chosen specification, options selected, and availability of materials. Some of the items photographed (such as TV, DVD player, kettle, ornaments, etc.) are accessories used for illustrative purposes only and are not included. Specifications and options are accurate as of 21st August 2024. All specifications and options are subject to change and are superseded by any subsequent publication. Additional product images can be viewed at [willerby.com/gainsborough](http://willerby.com/gainsborough)



# The Sheraton



For those looking for the perfect escape, the Sheraton offers a homely haven in which to holiday.

---



Dark woods and soft pinks work seamlessly together to create the ideal retreat from busy modern life.

The Sheraton open-plan lounge kitchen and diner is a spacious zone in which to catch up and make memories with family and friends.

Retire from the day in style to the Sheraton's luxurious master bedroom suite. Boasting a walk-in-wardrobe, ensuite, and spacious dressing table it has everything you might need and more.






Best for  
relaxing retreats







# What's included

Everything below is included in the Sheraton as standard.

Built to our



See page 6

## Exterior / structure

- Aluminium cladding – standard colour Light Grey
- Energy efficient white PVCu double glazed windows and doors
- Fully galvanised chassis

## Interior features

- Central heating system featuring high-efficiency condensing combi boiler
- Brushed chrome sockets and USB outlets

## Lounge

- Two freestanding two-seater sofas, one with fold-out sofa bed
- Scatter cushions
- Footstool (Elite model)
- Coffee table
- Media unit with TV point
- Mirror

## Dining area

- Freestanding dining table and chairs
- Dresser

## Kitchen

- Velux® window (Elite model)
- Integrated microwave
- Integrated 70/30 fridge-freezer
- Gas oven/grill with hob and glass splashback
- Extractor fan

## Main bedroom

- King-size bed with upholstered headboard and up-lift storage
- Bedside cabinets
- Walk-in wardrobe
- Dressing table with mirror and stool
- Drawer unit
- TV point
- Ensuite shower room (13ft model)
- Ensuite bathroom (Elite model)

## Twin bedroom(s)

- Single beds with headboards (3ft wide single beds in Elite model)
- Bedside cabinet
- Wardrobe
- TV point

## Family shower room

- Shower enclosure with thermostatically controlled shower
- Dual flush WC
- Wash basin

# Make it your own

Below is a list of all the extras available to truly personalise your home. We recommend ticking the ones you want so your park or distributor include these options when providing you with a quote.

## Deluxe pack

- Integrated washer/dryer
- Integrated slimline dishwasher
- Under canopy Spotlights
- Simply Better Sleep mattress upgrade pack
- Coordinated bedding pack
- Internet ready pack

- Rigid vinyl and CanExel® cladding options (see page 98)
- Environmental Green rigid vinyl exterior with graphite windows (see page 98)
- Graphite PVCu windows and doors
- Sheraton Lodge Specification - including CanExel® cladding and window frames in a choice of colours, Residential Specification BS 3632 (2023), outlook French doors to lounge and Sheraton Lodge name badge
- Outlook French doors to lounge
- Electric fire to lounge
- Hive thermostat
- Footstool to lounge
- High level TV point to lounge
- Double bed to replace twin beds
- Shower to replace bath in ensuite (Elite model only)
- Residential Specification BS 3632 (2023) (Includes outlook French doors to lounge)
- European specification
- All-E specification (see page 8)
- Trace heating
- Eco pack



# Floor Plans












40 x 13 • 2 bedroom • sleeps 6



42 x 14 • 2 bedroom • sleeps 6

## Key

-  Boiler
-  Microwave
-  Fold-out bed
-  Fridge-freezer
-  Wardrobe
-  TV space
-  Oven
-  Slimline Dishwasher
-  Washer/dryer space

Model designations shown for the above product(s) are not definitive dimensions. For actual dimensions please refer to the table on page 99. Renders shows the 42 x 14 two bedroom model with an optional deluxe pack, lodge specification, Cliffside CanExel® and graphite PVCu windows and doors. Product renders are intended for illustrative purposes only. Your holiday home may vary from product images based on your chosen specification, options selected, and availability of materials. Some of the items photographed (such as TV, kettle, ornaments, etc.) are accessories used for illustrative purposes only and are not included. Specifications and options are accurate as of 21st August 2024. All specifications and options are subject to change and are superseded by any subsequent publication. Additional product images can be viewed at [willerby.com/sheraton](http://willerby.com/sheraton)





# The Dorchester



The Dorchester is a truly luxurious holiday home, equipped with everything you need to escape everyday life and make the most of your leisure time.


---




The Dorchester's understated heritage green and grey colour palette gives the home a real sense of natural tranquillity - whilst the statement bold black cabinetry in the kitchen and architectural finishes add character to the interior design.

As the largest holiday home in our range, the Dorchester makes great use of its huge floorspace throughout - nowhere more so than the master bedroom, a true sanctuary boasting a king-size bed, elegant dressing area, and walk-in wardrobe, as well as a stylish ensuite.









Scan the QR code to view the Dorchester 360



# What's included

Everything below is included in the Dorchester as standard.

Built to our



See page 6

## Exterior / structure

- Rigid vinyl – standard colour Light Grey
- Energy efficient Graphite PVCu double glazed windows and doors
- Fully galvanised chassis
- Under canopy lights
- Double sliding patio doors

## Interior features

- Central heating system featuring high-efficiency combi boiler
- Brushed chrome sockets and USB outlets

## Lounge

- Freestanding sofas including one with fold-out sofa bed
- Scatter cushions
- Footstool
- Mirror
- Media unit with TV point

## Dining area

- Freestanding dining table and upholstered chairs

## Kitchen

- Integrated microwave
- Integrated 70/30 fridge-freezer
- Gas oven/grill with separate gas on glass five burner hob and glass splashback
- Extractor fan
- Integrated dishwasher
- Large pantry cupboard

## Main bedroom

- King-size bed with upholstered headboard and lift-up storage system
- Walk-in wardrobe
- Bedside cabinets
- Mirrored dressing area with LED backlight
- Wall mounted TV point

- Coordinated bedding pack
- Ensuite bathroom
- Bedside lamps

## Twin bedroom(s)

- Single beds with upholstered headboards
- Bedside cabinet
- Beside lamp
- Wardrobe
- Dressing table with mirror and stool
- Wall mounted TV point
- Coordinated bedding pack

## Family shower room

- Shower enclosure with thermostatically controlled shower
- Dual flush WC
- Wash basin
- Mirrored cabinet with LED backlight

# Make it your own

Below is a list of all the extras available to truly personalise your home. We recommend ticking the ones you want so your park or distributor include these options when providing you with a quote.

- Dorchester Lodge Specification - including CanExel® cladding and window frames in a choice of colours, Residential Specification BS 3632 (2023), and Dorchester lodge name badge
- CanExel® cladding options (see page 98)
- Environmental Green exterior with graphite windows (see page 98)
- Integrated washer/dryer

- Air conditioning in the master bedroom
- Double bed to replace twin beds
- Simply Better Sleep mattress upgrade
- Walk-in shower to replace the bath in ensuite
- European specification
- Hive thermostat
- Trace heating

- Residential Specification BS 3632 (2023)
- Electric fire
- Willerby All-E specification (see page 8)
- Internet ready pack












# Floor Plan



43 x 14 • 2 bedroom • sleeps 6

## Key

- |  |   |  |  |  |
|--|---|--|--|--|
|  Boiler     |  Microwave |  Fold-out bed                     |  Fridge-freezer |  |
|  Fire space |  Wardrobe  |  Washer/dryer or dishwasher space |  TV space       |  Oven |

Model designations shown for the above product(s) are not definitive dimensions. For actual dimensions please refer to the table on page 99. Photography shows the 43 x 14 two bedroom model with wine cooler, simply better sleep, electric fire, lodge specification and hive thermostat, Acadia CanExel®. Product photography is intended for illustrative purposes only. Your holiday home may vary from product photography based on your chosen specification, options selected, and availability of materials. Some of the items photographed (such as TV, DVD player, kettle, ornaments, etc.) are accessories used for illustrative purposes only and are not included. Specifications and options are accurate as of 1st September 2023. All specifications and options are subject to change and are superseded by any subsequent publication. Additional product images can be viewed at [willerby.com/dorchester](http://willerby.com/dorchester)



# The Vogue Classique



The Vogue Classique is an elegant culmination of the very best of Willerby's design work and materials, delivered with our 75 years of manufacturing pedigree.

---



Its striking apex glazed front end and optional Juliet balcony mean that this stunning holiday home is sure to make you the envy of your neighbours on the park.

The spacious kitchen/diner packs in an American-style fridge-freezer, wine rack, and six-seater dining table – guaranteeing you'll be the hosts with the most and have everything you need for entertaining.






Best for top of  
the range luxury



Image shows 43 x 13 3 bed model







Scan the QR code to view the Vogue Classique 360



# What's included

Everything below is included in the Vogue Classique as standard.

Built to our



See page 6

## Exterior / structure

- Rigid Vinyl cladding – standard colour Chateaux
- Energy efficient white PVCu double glazed windows and doors
- Fully galvanised chassis

## Interior features

- Central heating system featuring high-efficiency combi boiler
- Brushed chrome sockets and USB outlets
- Integrated Bluetooth MP3 sound system

## Lounge

- Freestanding two seater sofa including integrated power footrest with USB outlet and three seater sofa with fold-out sofa bed (two-bed models)
- L-shaped sofa including integrated power footrest, sofa bed, and USB outlet (three-bed model)
- Scatter cushions
- Mirror
- Media unit with TV point

## Dining area

- Freestanding six-seater dining table, and upholstered chairs
- Pendant lighting

## Kitchen

- Integrated microwave
- American-style fridge freezer
- Gas oven/grill with separate gas on glass five burner hob and glass splashback
- Extractor fan
- Integrated dishwasher
- Integrated washer/dryer
- Large pantry cupboard

## Main bedroom

- King-size bed with upholstered headboard and lift-up storage system
- Walk-in wardrobe (two bed models)
- Large wardrobe (three bed model)
- Bedside cabinets
- Dressing table with mirror and chair

- TV point
- Coordinated bedding pack
- Ensuite bathroom (two bed models)
- Ensuite shower room (three bed model)

## Twin bedroom(s)

- Single beds with upholstered headboards
- Bedside cabinet
- Wardrobe
- TV point
- Coordinated bedding pack

## Family shower room

- Shower enclosure with thermostatically controlled shower
- Dual flush WC
- Wash basin

# Make it your own

Below is a list of all the extras available to truly personalise your home. We recommend ticking the ones you want so your park or distributor include these options when providing you with a quote.

- Vogue Classique Lodge Specification - including CanExel® cladding and window frames in a choice of colours, Residential Specification BS 3632 (2023), and Vogue Classique lodge name badge
- CanExel® cladding options (see page 98)
- Environmental Green exterior with graphite windows (see page 98)
- Graphite PVCu windows and doors
- Single sliding patio door to lounge

- Hive thermostat
- Four seater dining table and chairs to replace six seater
- Wine cooler
- Simply Better Sleep mattress upgrade
- Air conditioning in the master bedroom (two bedroom models)
- Walk-in shower to replace bath in the ensuite (two bedroom models)
- Residential Specification BS 3632 (2023) (includes single sliding patio door)

- European specification
- Trace heating
- Electric fire
- Willerby All-E specification (see page 8)
- Internet ready pack



# Floor Plans



43 x 13 • 2 bedroom • sleeps 6



43 x 13 • 3 bedroom • sleeps 8



43 x 14 • 2 bedroom • sleeps 6

## Key



Boiler



Microwave



Fold-out bed



Fridge-freezer



Washing machine



Fire space



Wardrobe



Dishwasher



TV space



Oven

Model designations shown for the above product(s) are not definitive dimensions. For actual dimensions please refer to the table on page 99. Photography shows the 43 x 14 two bedroom model with optional Mist Grey CanExel®, graphite PVCu windows and doors, retractable awning to front eave, air conditioning, and a Juliet balcony to the main bedroom. Product photography is intended for illustrative purposes only. Your holiday home may vary from product photography based on your chosen specification, options selected, and availability of materials. Some of the items photographed (such as TV, DVD player, kettle, ornaments, etc.) are accessories used for illustrative purposes only and are not included. Specifications and options are accurate as of 21st August 2024. All specifications and options are subject to change and are superseded by any subsequent publication. Additional product images can be viewed at [willerby.com/vogue-classique](http://willerby.com/vogue-classique)

# Visit a Willerby showground

---

Interested in the best and latest in holiday homes? At Willerby, we offer so much choice, that it's not always easy to get the full picture. That's why a visit to one of our showgrounds is highly recommended. They are guaranteed to be the best location to see the widest selection of Willerby holiday homes, lodges, and park homes in one single place.

One of our friendly knowledgeable team will be on hand to greet you and make you a brew before allowing you the time to explore our range at your own leisure.

Visits are by appointment only so make sure you give us a call or visit **[willerby.com/showgrounds](http://willerby.com/showgrounds)** to book.





# Hull



Tucked away on our factory site in Hull, and boasting an impressive display of 18 models, the Hull showground is a perfect starting point for anyone looking to purchase a new Willerby home.

**Address:** Great Field Lane, Marfleet, Hull, HU9 5WA

**Tel:** 01482 717599

**Email:** [showground@willerby.com](mailto:showground@willerby.com)

# Livingston



Located at the Williamsons Garden Centre in the county of West Lothian, our Livingston showground has plenty to offer with a selection of nine different models currently on display.

**Address:** Williamsons Garden Centre, Livingston, Broxburn, EH52 6PA

**Tel:** 01506 343603

**Email:** [scotland@willerby.com](mailto:scotland@willerby.com)

# Southport



Just 15 minutes drive from the town centre, our Southport showground is our latest addition. The site has an impressive 16 models on display including four lodges and one of our bespoke range. There really is something for everyone.

**Address:** Southport New Road, Banks, Southport, PR9 8DF

**Tel:** 01704 265266

**Email:** [southport@willerby.com](mailto:southport@willerby.com)



All of our showgrounds are dog friendly.

# Certified distributors

Contacting one of our certified distributors could be a great starting point to making your holiday home dream a reality.

All our distributors have a wealth of knowledge about parks in their local area and can recommend a shortlist of suitable sites based on your individual criteria, as well as being able to answer any questions you may have on our model range.

## The South

### 1. Keat Farm Caravans

Reculver Road, Herne Bay, Kent, CT6 6SR

Tel: 01227 374381  
keatfarm.co.uk

### 2. Southern Counties Leisure

The Showground, 126a Berrow Road, Burnham on Sea, TA8 2PH

Tel: 01278 789605  
southerncountiesleisure.co.uk

## The East

### 3. McDonnell Caravans

Caravan city, Lynn Road, Gayton, King's Lynn, Norfolk, PE32 1QJ

Tel: 01553 636243  
mcdonnellcaravans.co.uk

### 4. Next Phase Leisure

Cromer Road, Trimmingham, Norfolk, NR11 8QJ

Tel: 03300 552178  
nextphaseleisure.co.uk

### 5. Orchard Caravans Leisure Group

Great Eastern Way, Wells-next-the-sea, Norfolk, NR23 1LT

Tel: 01328-710394  
orchardcaravans.com

### 6. Pioneer Caravans

Thorney Road, Eye, Peterborough, Cambridgeshire, PE6 7UB

Tel: 01733 222244  
pioneercaravans.co.uk

### 7. The TLC Caravan & Lodge Village

Sea Lane, Ingoldmells, Skegness, Lincolnshire, PE25 1NU

Tel: 01754 875050  
theleisurecompany.co.uk

### 8. UK Caravans Centre

2 The Gatehouse, Elmshaws Farm Yard, Tye Common Road, Billericay, Essex, CM12 9SB

Tel: 08002461206  
ukcaravancentre.co.uk

## Central

### 9. Salop Leisure

Emstrey, Shrewsbury, Shropshire, SY5 6QS

Tel: 01743 282 400  
salopleisure.co.uk

### 10. Salop Leisure

Nelson Road, Sandy Lane Industrial Estate, Stourport-on-Severn, Worcestershire, DY13 9QB

Tel: 01299 871 361  
salopleisure.co.uk

## North East

### 11. Bridlington Caravans

Bessingby Way, Bridlington, East Yorkshire, YO16 4SJ

Tel: 01262 606777  
bridlingtoncaravans.com

### 12. Highfield Caravans

Bessingby Way, Bridlington, East Yorkshire, YO16 4SJ

Tel: 01262 424242  
highfield-caravans.co.uk

### 13. Ideal Caravans

Littleburn Lane, Langley Moor, County Durham, DH7 8HA

Tel: 0191 378 0146  
idealcaravans.co.uk

### 14. Ideal Caravans

Adderstone, Belford, Northumberland, NE70 7JU

Tel: 0191 378 6615  
idealcaravans.co.uk

### 15. Yorkshire Holiday Homes

154 Thorp Arch Park, Wetherby, LS23 7BJ

Tel: 01937 849128  
bridlingtoncaravans.com

## North West

### 16. Kendal Caravans

Shap Road, Selside, LA8 9LF

Tel: 01539 823659  
kendalcaravans.co.uk

## 17. Westfield Caravans

60 Chorley Road, Blackpool, FY3 7XQ

Tel: 01253 301 505  
westfieldcaravans.co.uk

## Scotland

### 18. Dee Valley Caravans

Drumoak, By Banchory, Aberdeenshire, AB31 5AU

Tel: 01330 811351  
deevalleycaravans.co.uk

## Wales

### 19. Blackhills Caravan Sales

Unit 14 Crofty Industrial Estate, Penclawdd, Swansea, West Glamorgan, SA4 3RS

Tel: 01792 851221  
blackhillscaravans.co.uk

### 20. Lloyds Caravan & Lodge Sales

Towyn Rd, Towyn, Abergele, Wales, LL22 9NW

Tel: 01745 832050  
lloyds-caravans.co.uk

### 21. Mon Caravans

Menai Bridge, Wales, LL59 5RW

Tel: 01248 711 070  
moncaravans.com

### 22. Parkwall Caravans

Templeton Showground, Narberth, Pembrokeshire, SA67 8SD

Tel: 01834 860006  
parkwallcaravans.com

### 23. Salop Leisure

Treowain Industrial Estate, Machynlleth, Powys, SY20 8EG

Tel: 01654 705 900  
salopleisure.co.uk

## Northern Ireland

### 24. Northern View Leisure

3a Killycolp Road, Cookstown, County Tyrone, BT80 9AD

Tel: 028 8676 7022  
northernview.co.uk

## 25. Seaview Caravan Sales

1 Donaghadee Rd, Millisle, Newtownards, BT22 2BY

Tel: 028 9186 1248  
seaviewcaravansales.com

## Ireland

### 26. Cunningham Caravans

Ennis Road, Limerick, V94 X318

Tel: 00353 6145 1009  
cunninghams.ie

### 27. Kenneallys Caravans

Ardarostig, Main Bandon Road, Cork, T12 F662

Tel: 0353 21 454 2478  
kenneallyholidayhomes.ie

### 28. Smyth Leisure

Moneycarroll, Wicklow, A63 WP94

Tel: 00353 1201 1095  
smythleisure.com

## Europe

### Caravans in the Sun

Area One, Brookside Business Park, Cold Meece, Eccleshall, Staffordshire, ST15 0RZ

Tel: 0800 644 4546  
caravansinthesun.com



## We're here to help

Whether you are searching for your nearest distributor or are wanting advice on our range of products, our friendly showground teams are always happy to help.

Our showgrounds are also guaranteed to be the best location to see the widest selection of Willerby holiday homes in one single place.

[Visit willerby.com/showgrounds](https://www.willerby.com/showgrounds)

or turn to page 82 for more information.



# Distributor map





As a sole Willerby distributor, Southern Counties Leisure pride themselves on being experts in all things Willerby.

From holiday homes and lodges to bespoke park homes, they are well equipped to help you find the perfect home for you. This fully accredited and NCC approved dealership has a showground in Somerset making them ideally located to cover the southern coast of England.



## Southern Counties Leisure

The Showground  
126a Berrow Road, Burnham on Sea  
Somerset, TA8 2PH

Tel: 01278 789605  
[southerncountiesleisure.co.uk](http://southerncountiesleisure.co.uk)

## Parks in the spotlight



### St Agnes Holiday Park St Agnes, Cornwall

Discover a selection of Willerby holiday homes for sale at this tranquil, 5 star holiday park. Situated in the heart of the glorious Cornish countryside, St Agnes Holiday Park is just moments from the beauty of the North Cornish coast.

[stagnesholidaypark.com](http://stagnesholidaypark.com)



### John Fowler Holiday Parks Cornwall, Devon, Somerset & Wales

Southern Counties Leisure is the proud supplier of holiday homes to John Fowler Holiday Parks, owners of 13 award winning holiday parks with an impressive range of Willerby caravans and lodges across the South West.

[johnfowlerholidays.com](http://johnfowlerholidays.com)



### Shorefield Country Park Milford on Sea, Hampshire

From luxury accommodation to holiday home ownership, Shorefield is the owner of 8 award winning holiday parks with a fantastic selection of exclusive Willerby caravans supplied by Southern Leisure Counties.

[shorefield.co.uk](http://shorefield.co.uk)



## NEXT PHASE LEISURE

THE HOLIDAY HOME EXPERTS

Next phase leisure prides itself on being the experts in holiday home parks. Having carefully crafted their own parks, they have recently expanded their portfolio to include a wide selection of partner parks.

Its expert team understands our models inside out and aims to use their experience and knowledge to match you to your perfect Willerby. Based at Woodland Holiday Park in Norwich they are the perfect starting point for making that holiday home dream a reality.



### Next Phase Leisure

The Showground  
Woodland Holiday Park,  
Trimingham, NR11 8QJ

Tel: 03300 552178

[nextphaseleisure.co.uk](http://nextphaseleisure.co.uk)

"We source only the best quality holiday homes in the market because we understand that they are the heart of your holiday."

---

Next Phase Leisure



THE LEISURE  
C O M P A N Y

Whether you're looking for a holiday home on the Skegness coast, or a rural retreat in Lincolnshire or the neighbouring areas, The Leisure Company (TLC) has got you covered.

With over 25 years of experience and knowledge, the TLC team is fully equipped to help you find a Willerby that suits you, your lifestyle, and your budget.



## The Leisure Company

The Caravan and Lodge Village  
Sea Lane, Skegness  
PE25 1NU

Tel: 01754 875050  
[theleisurecompany.co.uk](http://theleisurecompany.co.uk)

"We pride ourselves on offering the full service, helping you with everything involved in purchasing a new holiday home. Our advice and support means that you can relax while we do the work."

---

Elton Mason, Managing Director, The Leisure Company





## SALOP LEISURE

As the largest dealership in the Midlands, Salop Leisure, has been helping owners find their Willerby's for over 40 years.

Their mission is to help you find the ideal pitch, park, and holiday home. Salop Leisure believes in a personal and friendly approach that has been adopted across all three of its showgrounds.

[salopleisure.co.uk](http://salopleisure.co.uk)

"We understand that the heart of the holiday is the home. We are therefore committed to finding holiday homes that match both you and your lifestyle."

Dylan Roberts, Co-Managing  
Director, Salop Leisure

### Salop Leisure

#### Shrewsbury (head office)

Emstrey,  
Shrewsbury  
Shropshire, SY5 6QS

Tel: 01743 282 400

#### Machynlleth

Treowain Industrial Estate  
Machynlleth,  
Powys, SY20 8EG

Tel: 01654 705 900

#### Stourport

Nelson Road,  
Sandy Lane Industrial Estate  
Stourport-on-Severn,  
Worcestershire, DY13 9QB

Tel: 01299 871 361

# BRIDLINGTON

---

## Caravan Centre

*Caravans of Distinction*

With extensive knowledge of the parks in their area, the welcoming and friendly team at Bridlington Caravan Centre is the perfect starting point for those looking to become a Willerby owner.

They are there to support you on every step of your journey to finding the perfect home for you, in a location that offers everything you're looking for – be that a rural retreat or a bustling seaside resort.



### Bridlington Caravan Centre

Bessingby Way  
Bridlington, East Yorkshire  
YO16 4SJ

Tel: 01262 606777  
[bridlingtoncaravans.com](http://bridlingtoncaravans.com)

### YORKSHIRE Holiday Homes

*Caravans of Distinction*

In 2010, Bridlington Caravans opened a second dealership in Wetherby.

Sister site Yorkshire Holiday Homes is perfectly positioned for those looking to purchase a holiday home or lodge in the Yorkshire countryside.



### Yorkshire Holiday Homes

154 Thorp Arch Park,  
Wetherby,  
LS23 7BJ

Tel: 01937 849128  
[bridlingtoncaravans.com](http://bridlingtoncaravans.com)



# The North East

---

Alnwick Castle,  
Northumberland  
Credit: Gail Johnson



Ideal caravans are an award winning NCC approved Distributor based in the North East of England.

With a huge breadth of knowledge of the Willerby range and great holiday park relationships across the North of England and the Scottish Borders, Ideal Caravans can work with you to ensure your dream home-from-home is situated in the best location to suit you and your family.



## Ideal Caravans

### Durham

Littleburn Lane  
Langley Moor  
County Durham  
DH7 8HA

Tel: 0191 3780146

[idealcaravans.co.uk](http://idealcaravans.co.uk)

### Northumberland

Adderstone  
Belford  
Northumberland  
NE70 7JU

Tel: 0191 3786615

"We encourage our customers to discover what's on their doorstep and find a location they truly love. Owning your own holiday home allows you to revisit that place time and time again."

---

Ideal Caravans



## Kendal Caravans

Kendal Caravans work with over 300 caravan parks across the Lake District, Cumbria, Durham, Yorkshire, Lancashire, Cheshire, Northumberland, and the Scottish Borders.

The team are perfectly equipped to provide free impartial advice to help you find your dream location, and with Willerby's available to view seven days a week their sales centre is well worth a visit.



### Kendal Caravans

Shap Road, Selside,  
Kendal, Cumbria,  
LA8 9LF

Tel: 01539 823659  
[kendalcaravans.co.uk](http://kendalcaravans.co.uk)



### Westfield Caravans

Based in Blackpool Westfield Caravans is perfectly situated for those looking for a park in the North of England. Their friendly and knowledgeable staff are always happy to help you find your dream holiday retreat.



### Westfield Caravans

60 Chorley Road,  
Blackpool,  
FY3 7XQ

Tel: 01253 301505  
[westfieldcaravans.co.uk](http://westfieldcaravans.co.uk)





As a premier distributor of holiday homes and lodges in South and West Wales, Parkwall Caravans offer the full Willerby range, meaning there is something for everyone.

They understand that finding the right park is just as important as finding the right holiday home and their friendly and knowledgeable team is more than happy to point you in the right direction.



## Parkwall Caravans

Templeton Showground,  
Narbeth, Pembrokeshire  
SA67 8SD

Tel: 01834 860006  
[parkwallcaravans.com](http://parkwallcaravans.com)

"We want to help you find holiday homes where you can relax, explore and make treasured memories that will last a lifetime. We choose to work with Willerby, not only because of their construction and design, but because our owners are always keen to tell us how happy they are with their homes."

---

Gail Thomas, Managing Director, Parkwall Caravans



## Caravans in the Sun<sup>TM</sup>

*"be at home anywhere"*

Page | 94

Own your very own home in the sun with a Willerby holiday home in the Mediterranean. Choose from France, Spain, Portugal, Greece, Tenerife or Italy!

We don't think twice about jumping in the car and travelling a few hours to stay in a holiday home in this country so why not swap the car for a plane and choose a premium destination in Europe?

Based on a beautiful showground in the Staffordshire countryside, their passionate and friendly team is on hand to make your dream of owning a home overseas a reality.



### Caravans in the Sun

Area One, Brookside Business Park  
Cold Meece, Eccleshall  
Staffordshire  
ST15 0RZ

Tel: 0800 644 4546  
[caravansinthesun.com](http://caravansinthesun.com)

"All of our holiday homes include transportation from the UK to your desired country. Our expert logistics team plans every step of the journey allowing you time to focus on planning holidays for years to come."

Clark Kay, Director, Caravans in the Sun



# Willerby repairs and renovations

---

Have you damaged something in your Willerby that you'd love to replace?

Or have years of making happy family memories caused a little wear and tear on your home?

Maybe you just want some new curtains to spruce up your Willerby ahead of the new season?

Whatever your reason, by using our brand-new service, Willerby can help make your home perfect again. Not only can we help to source spare parts\* but our experienced engineers can now be hired to complete those essential repair works.

## How do I make a new request?

---

All requests for spare parts\* and engineer repairs must be processed via your park or distributor - speak to them today and ask them to request a quote via Willerby's aftersales portal.

**Make sure to include your serial number, photographs and as much information as possible so we can provide an accurate quotation.**

\*All parts are subject to availability. Spare parts for homes over five years old may be limited due to material availability.

# Frequently asked questions

We want to make your buying experience as smooth as possible. To help you along the way we've pulled together some of the queries we hear most often - and the answers to go along with them!

Where can I view Willerby models?



## How much can I expect to pay for my holiday home?

---

When it comes to buying a holiday home, pricing can vary depending on a number of factors, such as park location, site facilities, and your pitch size. Similar to the housing market, the cost of your holiday home may increase in more sought after locations.

Our website includes a list of RRP's to give you an indication of the cost of each home. This is unlikely to be the final cost you pay as it doesn't take into account siting, transportation or optional extras. For the most accurate quote we recommend contacting the park or dealership that you wish to purchase the home from.

Visit [willerby.com/price-lists](https://www.willerby.com/price-lists) to find out more.

## Where can I view Willerby models?

---

We have three dedicated showgrounds located in Hull, Livingston and Southport. These are guaranteed to be the best location to see the widest selection of Willerby models in a single place.

One of our friendly knowledgeable team will be on hand to greet you and make you a brew before allowing you the time to explore our range at your own leisure. Visit [willerby.com/showgrounds](https://www.willerby.com/showgrounds) to book an appointment today.

## What does the eco pack include?

---

Our optional eco pack is designed to help you control your water and energy consumption.

With reduced flush cisterns, aerated taps/showerheads, and a thermostatically controlled boiler valve that saves energy when firing, you'll be doing your bit for the planet.

## Can I buy direct from Willerby?

---

We only sell our homes through a nationwide network of parks and approved distributors, even if you are purchasing one of our homes to go on your own land.

Turn to page 84 where we have provided a full list of the certified distributors we work with. Alternatively, visit [willerby.com/parks](https://www.willerby.com/parks) to use our find a park tool.

## Can I make changes to my holiday home?

---

All of our products have a wide range of optional extras you can choose from. Options may vary from product to product so it's worth checking the list provided for the model that you are looking to purchase.

Unfortunately we cannot accommodate structural and cosmetic changes outside of the options listed in this brochure. All optional extras must be selected three months prior to the home being built.

## How can I find out the bed sizes in your homes?

---

We have pulled together a list of the bed sizes that come as standard in all our homes. This may help you make a decision on which home is perfect for you! It will also help you get organised before your home arrives, allowing you to buy bedding that fits your beds perfectly. Visit [willerby.com/beds](https://www.willerby.com/beds) to find out more.



## Can I put a holiday home on my own land?

---

Yes, this is possible and lots of people purchase holiday homes for their own land. Planning permission is generally required, so we would recommend seeking advice from your local authority.

Holiday homes for private land can be purchased via one of our certified distributors. Please turn to page 90 for a full list.

## What is the Simply Better Sleep package?

---

Our Simply Better Sleep package offers you the opportunity to upgrade to a Hypnos superior pocket-sprung double or kingsize mattress and Willerby Super Sleep single mattresses.

With more depth, springs and durability, everyone in your holiday home will benefit from those extra zzz's.

## What is the difference between EN 1647 and BS 3632 standard?

---

These build standards can be used for both holiday homes and lodges. EN 1647 is the European standard for holiday homes, which are suitable for seasonal holiday use.

BS 3632 is the British residential standard and these homes are suitable for 12 month use (subject to the site licence).

## What is the difference between a holiday home and a lodge?

---

The phrase "Holiday home" refers to single chassis units which can be up to 14.5 feet wide.

"Lodge" typically refers to a twin chassis unit, which are usually 20 feet wide when the two chassis are joined together. They are constructed and transported in two halves and are fitted together onsite by a siting team. The word "lodge" can also sometimes refer to a single chassis holiday home that is built to a higher than usual specification e.g. with upgraded cladding or insulation.

## What is included in the bedding pack?

---

The bedding packs include:

Kingsize or double bed: (Per bed)	Single beds: (Per bed)
<ul style="list-style-type: none"><li>• One duvet cover</li><li>• Two pillowcases</li><li>• One bed runner</li><li>• One bolster cushion</li></ul>	<ul style="list-style-type: none"><li>• One duvet cover</li><li>• One pillowcase</li><li>• One bed runner</li><li>• One bolster cushion</li></ul>

# Can't find the answer to your question?

---

Visit [willerby.com/help](https://www.willerby.com/help) where we cover a wide selection of handy tips and advice on some of our most frequently asked questions.

If you can't find an answer to your question in our FAQs, please email us at [marketing@willerby.com](mailto:marketing@willerby.com) or call us on 01482 717599 and we'll be happy to help you.

# Your holiday home cladding

We understand that it's important that your holiday home stands out on your park for all the right reasons and with a Willerby holiday home you can do just that. Our wide selection of cladding options offers you the opportunity to personalise the exterior aesthetic of your home and is bound to make you the envy of your neighbours.

Choosing the right cladding for your home can depend on your location, personal preference, or park licence. Here's a quick guide to the cladding options available to you.

## Aluminium

Our high-quality aluminium cladding is not just an attractive option but is also durable and functional, providing excellent weather protection. Lightweight and low maintenance, our aluminium cladding is fully recyclable.

Aluminium cladding **comes as standard** on the following models: Malton, Sierra, Rio, Rio Access, Rio Compact, Buxton, Brookwood, Manor, Gainsborough and Sheraton.



Sandstone

Light Grey

Carnival Cream




Environmental Green\*

Barley White

Glace

## CanExel®

CanExel® is a high-density wood composite product created from oak, maple and birch. Its deeply textured wood grain appearance makes it the perfect choice for those who want all the beauty of genuine wood, but with added durability and minimal maintenance requirements.



Yellowstone

Sierra

Sand

Barnwood



Mist Grey

Cliffside


Acadia

Red Fox

This is available as an **optional extra** on the following homes: Gainsborough (14ft models only), Malton Elite, Sheraton, Dorchester and Vogue Classique.

## Rigid vinyl

Our high-performance rigid vinyl cladding is manufactured primarily from (PVC) resin and is a great choice for those looking for a long-lasting, affordable product with low maintenance requirements.



Environmental Green\*

Cream

Chateaux

Light Grey

Rigid vinyl **comes as standard** on the following models: Dorchester and Vogue Classique. It is also an **optional extra** on: Buxton, Gainsborough, Malton Elite and Sheraton.

Please refer to your park licence and associated planning conditions when selecting your exterior cladding. Some non-standard cladding options may incur extra costs, and the colour of your soffits, fascias, guttering and roof may also change – please confirm details with your supplying park or dealer prior to purchase.

\* This product has a 24-month colour fastness guarantee. It will require annual maintenance and must be maintained in line with the manufacturer's guarantee.




# Exterior dimensions

We are often asked for details of the overall dimensions of our holiday homes. Detailed below are the most commonly requested types of measurements.

The holiday home industry is unusual in that it still uses imperial measurements. Please ensure that you use this table to get an accurate size for your home to make sure it fits your pitch.

	A	B
Model	Max length (MM)	Max width (MM)
<b>The Malton</b>		
35 x 12 . 2 Bedroom	11010	4022
37 x 12 . 3 Bedroom	11620	4022
<b>The Rio Compact</b>		
28 x 10 . 2 Bedroom	9241	3392
32 x 10 . 2 Bedroom	10160	3392
36 x 10 . 2 Bedroom	11377	3392
36 x 10 . 2 Bedroom	11377	3392
<b>The Rio</b>		
28 x 12 . 2 Bedroom	8944	4062
32 x 12 . 2 Bedroom	10160	4062
36 x 12 . 2 Bedroom	11380	4062
36 x 12 . 3 Bedroom	11380	4062
38 x 12 . 2 Bedroom	11980	4062
38 x 12 . 3 Bedroom	11980	4062
<b>The Rio Access</b>		
38 x 12 . 2 Bedroom	11980	4062
<b>The Sierra</b>		
35 x 12 . 2 Bedroom	11378	4042
38 x 12 . 2 Bedroom	12292	4042
38 x 12 . 3 Bedroom	12292	4042
<b>The Brookwood</b>		
28 x 12 . 2 Bedroom	9141	4042
32 x 12 . 2 Bedroom	10362	4042
35 x 12 . 2 Bedroom	11277	4042
36 x 12 . 3 Bedroom	11582	4042
38 x 12 . 2 Bedroom	12192	4042
40 x 12 . 3 Bedroom	12799	4042

	A	B
Model	Max length (MM)	Max width (MM)
<b>The Buxton</b>		
40 x 12 . 2 Bedroom	12500	4022
40 x 12 . 3 Bedroom	12500	4022
<b>The Manor</b>		
35 x 12 . 2 Bedroom	11283	4042
38 x 12 . 2 Bedroom	12162	4042
38 x 12 . 3 Bedroom	12223	4042
<b>The Malton Elite</b>		
40 x 14 . 2 Bedroom	12665	4504
43 x 14 . 3 Bedroom	13240	4504
<b>The Gainsborough</b>		
35 x 12 . 2 Bedroom	11381	4068
38 x 12 . 2 Bedroom	12327	4068
40 x 12 . 3 Bedroom	12939	4068
40 x 14 . 2 Bedroom	12665	4504
43 x 14 . 3 bedroom	13240	4504
<b>The Sheraton</b>		
40 x 13 . 2 Bedroom	12719	4174
42 x 14 . 2 Bedroom	13240	4504
<b>The Dorchester</b>		
43 x 14 . 2 Bedroom	13240	4504
<b>The Vogue Classique</b>		
43 x 13 . 2 Bedroom	13411	4346
43 x 13 . 3 Bedroom	13411	4346
43 x 14 . 2 Bedroom	13409	4556



The above dimensions are subject to manufacturing tolerance variations. All measurements are based on drawing dimensions working from the extremities of the structure.

Dimensions are based on the holiday home being built to EN 1647 specification. Where the optional Residential Specification BS 3632 (2023) is added, the overall dimensions may increase depending on the chosen model - please contact your supplying park or dealer for more information. Models with optional patio doors are the same dimensions as standard models.

# Making the right choice

With such a wide range of holiday homes available to choose from, we know that finding the model that's right for you can sometimes be a difficult decision.

We've pulled together a list of features to help make it easier for you to find your dream holiday home. So whether you want the flexibility offered by freestanding furniture to experiment with the look and feel of your living area, or you love a long soak in the bath after a day of exploring, this quick reference guide is here to help you make an informed choice.

	The Malton	The Rio	The Rio Compact	The Sierra	The Brookwood	The Buxton	The Manor	The Malton Elite	The Gainsborough	The Sheraton	The Dorchester	The Vogue Classique
<b>Exterior/structure</b>												
Outlook French door/s**	x	x	x	o	x	x	x	x	x	o	x	x
PVCu double glazing	✓	✓	✓	✓	✓	✓	✓	✓	✓	✓	✓	✓
Sliding patio door(s)**	o	o	o	x	o*	o	✓	x	✓	x	✓	o
Galvanised chassis	o	o	o	o	o	o	o	✓	✓	✓	✓	✓
Hive thermostat	o	o	o	o	o	o	o	o	o	o	o	o
<b>Lounge</b>												
Fold-out sofa bed	✓	✓	✓	✓	✓	✓	✓	✓	✓	✓	✓	✓
Fixed seating	x	✓	✓	✓	✓	✓	x	x	x	x	x	x
Freestanding / moveable seating**	✓	x	x	x	x	x	✓	✓	✓	✓	✓	✓
Wall-mounted tv point (tv not included)	✓	x	x	✓	✓	✓	✓	✓	x	o	✓	✓
Coffee table	✓	✓	✓	✓	✓	✓	✓	x	✓	✓	x	✓
Footstool	✓	x	x	o	o	✓	✓	✓	o	o	✓	x
<b>Kitchen</b>												
70/30 Fridge-freezer or under counter fridge-freezer**	✓	✓	✓	✓	✓	✓	✓	✓	✓	✓	✓	✓
Integrated microwave	o	✓	✓	✓	✓	✓	✓	✓	✓	✓	✓	✓
Integrated washer/dryer**	x	x	x	o	x	o	o	o	o	o	o	✓
Integrated dishwasher**	o*	o	o	o	o	o	o	o	o	o	✓	✓
Extractor fan	✓	✓	✓	✓	✓	✓	✓	✓	✓	✓	✓	✓
<b>Dining area</b>												
Fixed dinette	x	✓	✓	x	✓	x	x	x	x	x	x	x
Freestanding dining**	✓	x	x	✓	o	✓	✓	✓	✓	✓	✓	✓
<b>Main Bedroom</b>												
Lift-up storage bed**	o	o	o	✓	✓	✓	✓	✓	✓	✓	✓	✓
King-size bed	✓*	✓	✓*	✓*	✓*	✓	✓*	✓	✓*	✓	✓	✓
Double bed	✓*	x	✓*	✓	✓*	✓	✓*	x	✓*	x	x	x
Walk-in wardrobe	✓**	x	x	x	x	x	✓	x	x	✓	✓	✓
<b>Family shower/bathroom</b>												
Ensuite wc to main bedroom	x	✓	x	✓*	✓*	✓	✓	x	✓	✓	✓	✓
Shower in ensuite	x	x*	x*	x	x	✓	x	✓	x	✓	o	o
Bath to main bathroom or ensuite**	x	x	x	x	x	x	x	x	✓*	✓*	✓	✓
<b>Specification</b>												
Central heating	✓	o	o	o	o	o	✓	✓	✓	✓	✓	✓
Residential Specification BS 3632 (2023)	x	x	x	x	x	x	x	o	o*	o	o	o
European specification	o	o	o	o	o	o	o	o	o	o	o	o
GreEN Standard	✓	✓	x	✓	✓	✓	✓	✓	✓	✓	✓	✓

✓ Standard feature | o Optional extra | x Not available

\*This feature is only available on certain models in the range  
\*\*Size, location or type may vary



# The Willerby warranty scheme

With a Willerby holiday home or lodge, you have peace of mind that you'll receive a comprehensive 12-month warranty from the date of ownership.

In addition you will receive an enhanced warranty period on the items specified below.

## Parts

The parts listed below are entitled to an additional two years warranty cover after the initial 12 months.

- Willerby manufactured fitted furniture
- Soft furnishings, chairs and upholstery (seating)
- Dining table
- Kitchen sink
- Radiators
- Shower cubicle and shower door
- Sanitaryware, bath and taps
- Sockets and switches
- Internal doors and handles
- Gutters and fall-pipes
- Cladding\*

\* Our CanExel® cladding is covered for 10 years by the manufacturer on both the substrate and the paint finish. More information can be found in the owners handbook.

## Structural

The structural components listed below are entitled to an additional four years warranty cover after the initial 12 months.

- External doors\*
- PVCu windows\*
- Roof, walls, and ceilings
- Flooring
- Boiler\*\*
- Chassis

\* Excludes iron mongery

\*\* Subject to the type of boiler supplied in your home. Please refer to the boiler manual. The boiler warranty must be registered within 30 days of commissioning and be serviced annually by a gas safe engineer.

Boiler warranty may vary depending on the country the holiday home is sited in.

## Chassis

We offer two types of chassis on our models. In addition to the five year structural warranty, both also receive an anti-corrosion warranty.

### Painted steel chassis

- Painted steel chassis receive an anti-corrosion\* warranty of two years\*\* from the date of chassis manufacture or one year from the date of sale (to the end user), whichever occurs first.

### Fully galvanised chassis

- Fully galvanised steel chassis receive an anti-corrosion\*\* warranty of 12 years from the date of manufacture or 10 years from the date of sale (to the end user), whichever occurs first.

\* Please note that the anti-corrosion warranty covers the perforation of the steel components such that the structural integrity of the home is compromised and does not cover cosmetic anomalies, including the appearance of surface rust. Annual maintenance regimes should be followed in accordance with the owners handbook provided with your home.

\*\* Please note that painted chassis located within coastal areas will require quarterly checks and may possibly need periodic work to be carried out.



# Willerby Bespoke

Park Homes & Lodges

Thinking of downsizing?  
Looking for less maintenance?  
Then a Willerby Bespoke park home  
or lodge could be exactly what you  
are looking for!

If you are looking for a more relaxed lifestyle, lived at a pace to suit you, in a community of like-minded people, then a park home could be the perfect answer. Willerby Bespoke are here to help bring your dream of single level detached living to life.

Our designers have created the perfect blend of style and practicality with amazing space saving ideas, luxurious touches and beautiful interiors.  
It's time to make your retirement dreams a reality!





# The Willerby Bespoke range

Here is a quick glance at what Willerby Bespoke has to offer:



## The Acorn

A lodge you can love for years to come.



## The Kingswood

An entry level park home that is anything but basic.



## The Charnwood

A cool and modern home that will make heads turn on your park.



## The New Forest

Our latest home is perfect for those searching for a maintenance free lifestyle.

## Want to know more?

To find out more about park home living and how we can help you find your perfect home contact the Willerby Bespoke team.

01482 713826

[bespoke@willerby.com](mailto:bespoke@willerby.com)

[willerbybespoke.com](http://willerbybespoke.com)

# Willerby lodges

---

The ultimate home from home, Willerby holiday lodges are an escape from everyday life. They're a haven - a warm and comfortable place where you can relax, unwind and switch off. A retreat with enough space to spend time with loved ones and create memories that will last a lifetime.

At 20 feet in width, almost double the size of our standard holiday homes, there's all the room you could possibly need and more. These spacious sanctuaries are perfect for entertaining family and friends.

With four distinctly different models to choose from there's bound to be a lodge that suits your needs.



**The Boston**



**The Mapleton**



**The Pinehurst**



**The New Holland**

## Ready to start your journey?

Why not visit a Willerby showground where our helpful and friendly team will be on hand to show you around our models and help you find the right home for you!

Visit [willerby.com/showgrounds](http://willerby.com/showgrounds) to book an appointment today.







# Join the Willerby Owners Club

Becoming a Willerby owner is more than just owning a holiday home, it's becoming part of our family!

From receiving your welcome pack and our monthly newsletter to interacting with fellow owners on social media, we like to think we've created a community of like minded individuals that truly love their Willerby's.

You may have just got the keys to your brand new holiday home, purchased a second hand model or perhaps treasured your Willerby for decades; whatever form your ownership journey takes, all Willerby owners are more than welcome to join the club!

[Register at willerbyownersclub.com](https://willerbyownersclub.com)

## Get social

Follow us on social media to keep up-to-date with all the latest Willerby news. It's also a great platform to share your own photographs. We love seeing pictures of your holiday homes!



@WillerbyLtd



@WillerbyLtd



@WillerbyLtd



@WillerbyLtd



✉ [showground@willerby.com](mailto:showground@willerby.com)

☎ 01482 717599

🌐 [willerby.com](http://willerby.com)

All photography and layouts shown are for illustration and presentation purposes only. All information held in this brochure is intended as a guide - please ensure you contact your supplier to check specific model design, features and options prior to ordering, as the information supplied is limited due to space. The manufacturer reserves the right to vary the specification with or without notice, and at such times and in such manner as deemed necessary. Major as well as minor changes may take effect in accordance with supplier changes and Willerby's manufacturing policy of constant development and improvement. To keep up to date with the latest product news, specifications, layouts and information please visit [willerby.com](http://willerby.com) which is regularly updated.